




Step 1: Log In to the Member Portal

Log in using your tribal enrollment number and password.

Note: If you have not created an account, select “New Portal Registration” and follow the prompts.



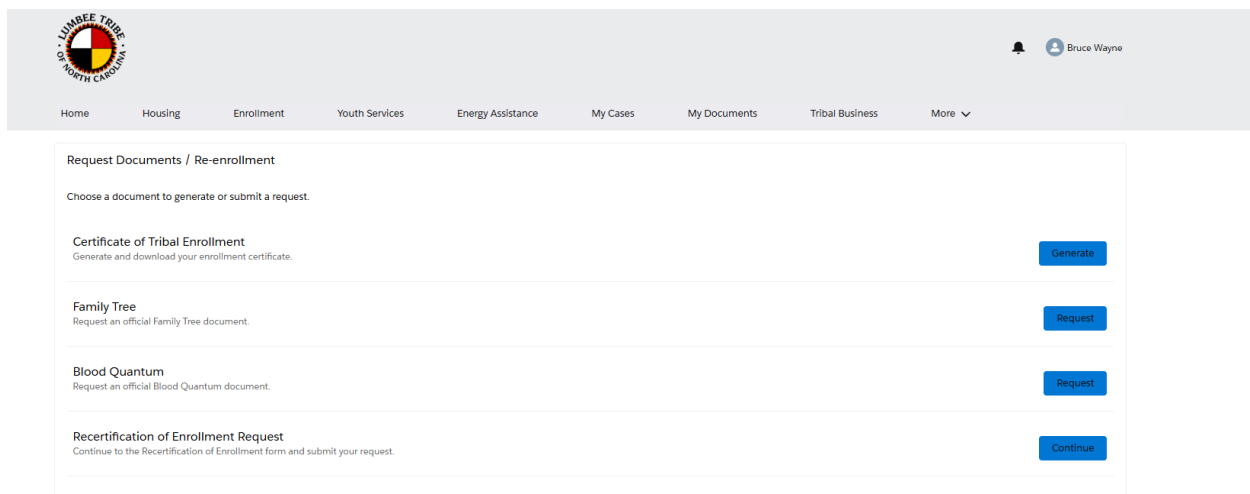
Welcome to the Lumbee Member Portal!

The Lumbee Member Portal empowers tribal members to stay engaged and connected. Members are easily able to update their address and information, which is shared across our departments instead of individually updating by department. The portal allows members to connect directly to services they need opening requests that will be flagged and completed by the department. Members can check for request status updates and task completion. The portal will continue to be expanded with important updates and other ways we can serve members.

Thank you for working together to stay connected so we can better serve you.

Step 2: Access Enrollment

Once logged in, select “Enrollment.”



Enrollment Department

Mission Statement

The mission of the Office of Tribal Enrollment and Records is to uphold tribal sovereignty and execute responsibilities of tribal enrollment as dictated by the [Constitution of the Lumbee Tribe](#). The office seeks to preserve for all time the Lumbee way of life by maintaining vital records provided by and for tribal members. In doing so, the office is in keeping with the tribe's desire to honor our ancestors and provide for future generations.

The Enrollment and Records office is regulated by [CLLO-2010-0121-01](#) An Act to Provide Tribal Enrollment Ordinance. This ordinance is in accordance with Article II of the Lumbee Constitution. To qualify for membership with the Lumbee Tribe of North Carolina (new or updating), applicants must have direct biological descent from one or more persons named on the

Step 3: Select Recertification

Click “Recertification of Enrollment Request.”

Recertification of Enrollment Application

Check all that apply (Applicant must be Lumbee by natural (biological) descent):

Enrollment #:
 Chart #:
 *Enrolling:

✓ Select

Myself

Minor Children Only

Myself and Minor Children

SECTION

* First Name: Middle Name: * Last Name:

* Phone: Other Phone: * Head Of Household: * Gender:


* Veteran: * Email Address: * Race/Culture: * Date Of Birth:

* Social Security Number:

Step 4: Complete Enrollment Information

Select the “Enrolling” dropdown and choose the appropriate option. Update any necessary information.

Profile Photo (Self)



[Remove photo](#)

Tip: Click the camera icon to upload a new photo. Zoom, drag, and rotate before saving.

JPG/PNG - max 2M [Change photo](#)

Edit Address

Mailing Address: Same as Mailing Physical Address:

* Mailing Street * Physical Street

Step 5: Upload Your Photo

Click the circle in the bottom-right of the photo box to upload your image.

- Only you should appear in the photo
- Use a plain background

SECTION Children

Add Row

Child

<small>* First Name</small> Damian	<small>* Last Name</small> Wayne	<small>Enrollment No.</small> 87654321	<small>* Date Of Birth</small> Mar 15, 2013
<small>* SSN</small> 555-55-5555	<small>* Relation</small> Son	<small>* Adopted</small> No	

Delete

Step 6: Update Minor Children Information (If Applicable)

If enrolling minor children, enter or update their information.

SECTION Voting District

Inside The Tribal Territory

As a member of the Lumbee Tribe, you are entitled to vote in tribal elections (adults 18+). If you live outside the tribal territory (Robeson, Scotland, Hoke, and Cumberland Counties) in NC, you must declare a voting district inside of the tribal territory to vote in tribal elections. The district you select is a permanent designation and should include the community where you or your ancestors grew up, or the community you consider "home" inside the territory. Select one district and one precinct from the picklists below. If you are not sure of the district that you should select, please let a staff person know.

* Inside the tribal Territory:

Select

Yes

No

Out of Tribal Territory Voting District Designation

If you are not a voting district inside of the tribal territory to vote in tribal elections. The district you select is a permanent designation and should include the community where you or your ancestors grew up, or the community you consider "home" inside the territory. Select one district and one precinct from the list below and read the statement below and check the box. If you are not sure of the district that you should select, please let a staff person know.

Step 7: Residency Information

Indicate whether you live inside or outside tribal territory.

- Inside: Select "Yes" and continue
- Outside: Select your district and precinct

SECTION I Certify

I affirm that I, and minor children indicated, are not enrolled with any other tribe. I understand that any falsification of the Lumbee Tribal Re-certification Form may result in rejection or revocation of tribal membership with the Lumbee Tribe of North Carolina. I attest to the above with my signature on the line below.

Submit

Step 8: Certification and Submission

Check the certification box and click Submit to complete your application.